

NOTES

- All setting out to be in accordance with the Architects drawings. Any discrepancies between the Engineers and the Architects drawings to be referred to the Architect before proceeding. Dimensions must not be scaled.
- All levels are in metres above ordnance datum.
- The Contractor is to comply full with CDM regulations in the course of constructing the works.
- At the commencement of the works, the Contractor is to carry out trial pits and liaise with utility companies in order to establish the exact position of all existing utility plant in the vicinity of the works and take adequate precautions for their protection.
- The Contractor is to refer to Health and Safety Executive 'Note 47 - Avoiding Danger from Underground Services' and 'Document G56 - Avoiding Danger from Overhead Electric Lines.'
- The Contractor is responsible for the traffic safety and management associated with the construction of the works. Works will not commence on the existing highway until their traffic management proposals have been agreed with Southend Borough Council.
- Where the works involve the obstruction of a footway, the Contractor will provide an alternative safe footway properly signed, guarded and lit.

- Where one-way traffic is unavoidable, traffic will be controlled by a proper system of vehicle-actuated traffic signals or manual stop / go signs and during the hours of darkness, by a proper system of vehicle-actuated traffic signals, all to the approval of Southend Borough Council.
- Works on or adjacent to existing public highway will be executed in accordance with the Traffic Safety Code for Road Works and Traffic Signs Manual: Chapter 8.
- The Contractor will ascertain the CBR value of the subgrade in order to determine the required sub-base / capping thickness.
- Prior to laying any material, the subgrade must be inspected and any soft spots removed and filled with 6F2 capping material.
- 65mm Minimum thickness tactile paving, coloured buff will be incorporated at all pedestrian crossings in accordance with the Department for Transport and Regions document 'Guidance on the Use of Tactile Paving Surfaces.' (DETR No 1998)
- All signs and road markings will be in accordance with the 'Traffic Signs Regulations and General Directions 2016', (TSRGD 2016)
- All excavation and backfilling work in the existing highway to be in accordance with the provisions of the New Street

- Works Act 1991 or that specified on the working drawings.
- All highways works to be carried out in accordance with Southend Borough Council's highway standards, to the satisfaction of the Highway Authority Section 278 Inspector and in accordance with the Specification for Highway Works.
- Gullies, gully connections, drains, manholes, catch pit, soakaways, headwalls and other drainage structures intended to convey only highway water are to be constructed in accordance with the specification of West Sussex County Council and to the satisfaction of the Highway Inspector.
- Where existing junctions and accesses are to remain in operation within the works during the construction process, the Contractor will ensure that access to these units remains available at all times.
- Highways in the vicinity of the works must be kept free from mud, debris and dust falling from vehicles or wheels of vehicles connected with the works. Where the deposits of debris and mud are unavoidable, warning signs must be displayed whilst work is in progress and affected carriageways / footways must be regularly cleaned.
- Prior to the construction of any drainage works, the Contractor is to confirm the invert levels of existing manholes and sewers. Any variations from the designed levels shown on the drawings must be reported to the

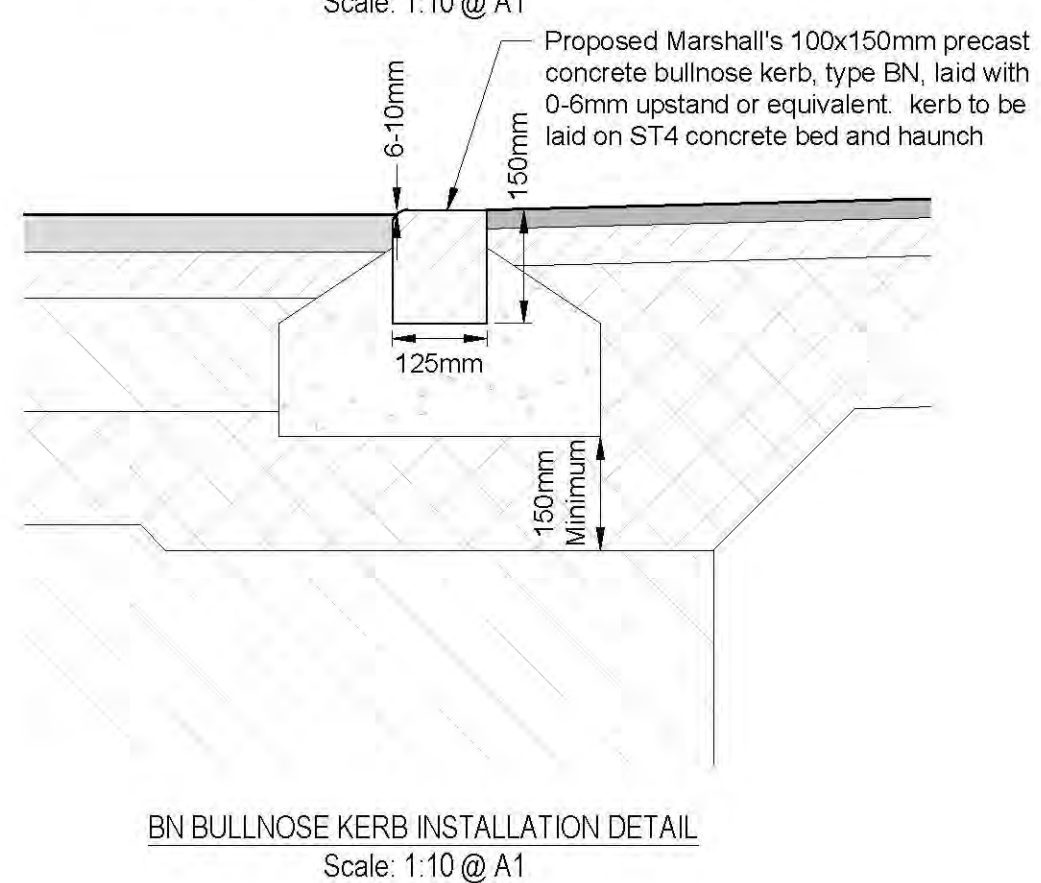
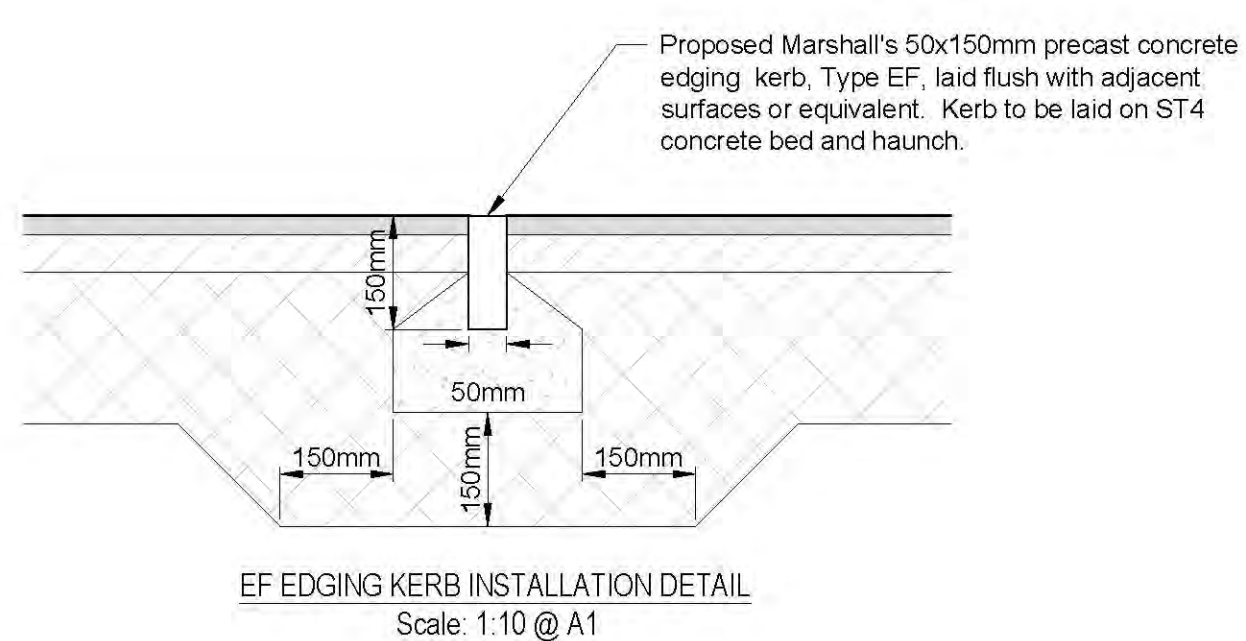
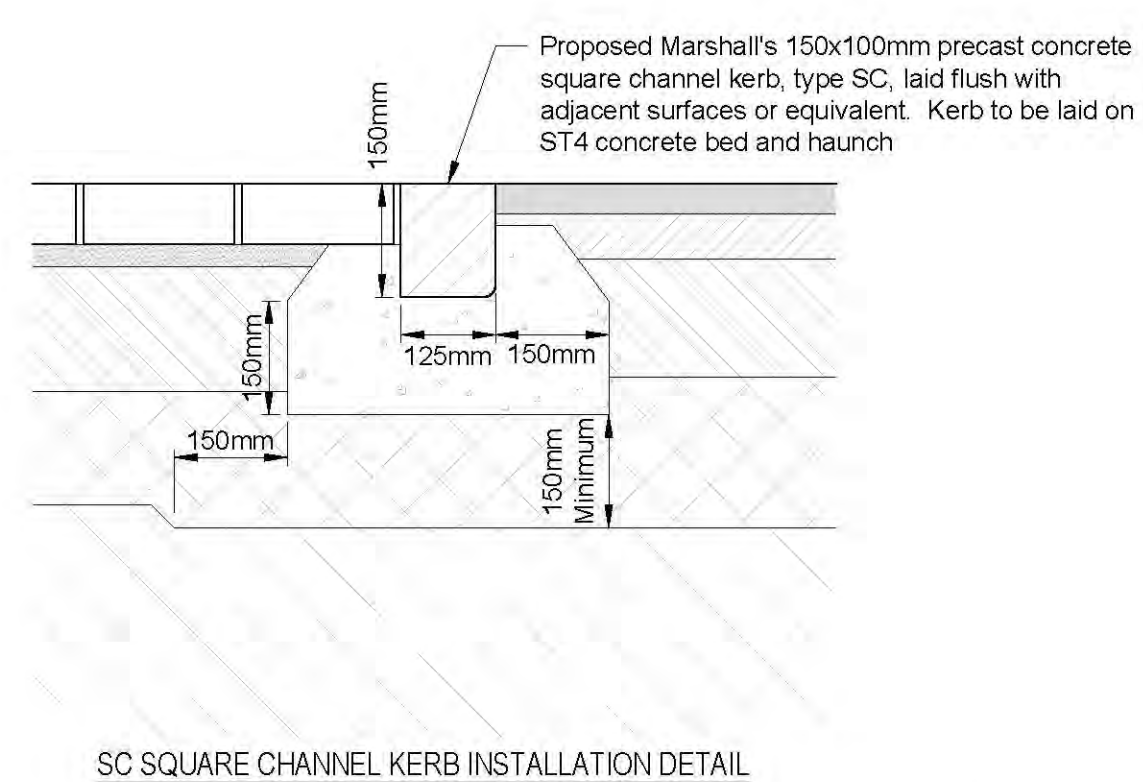
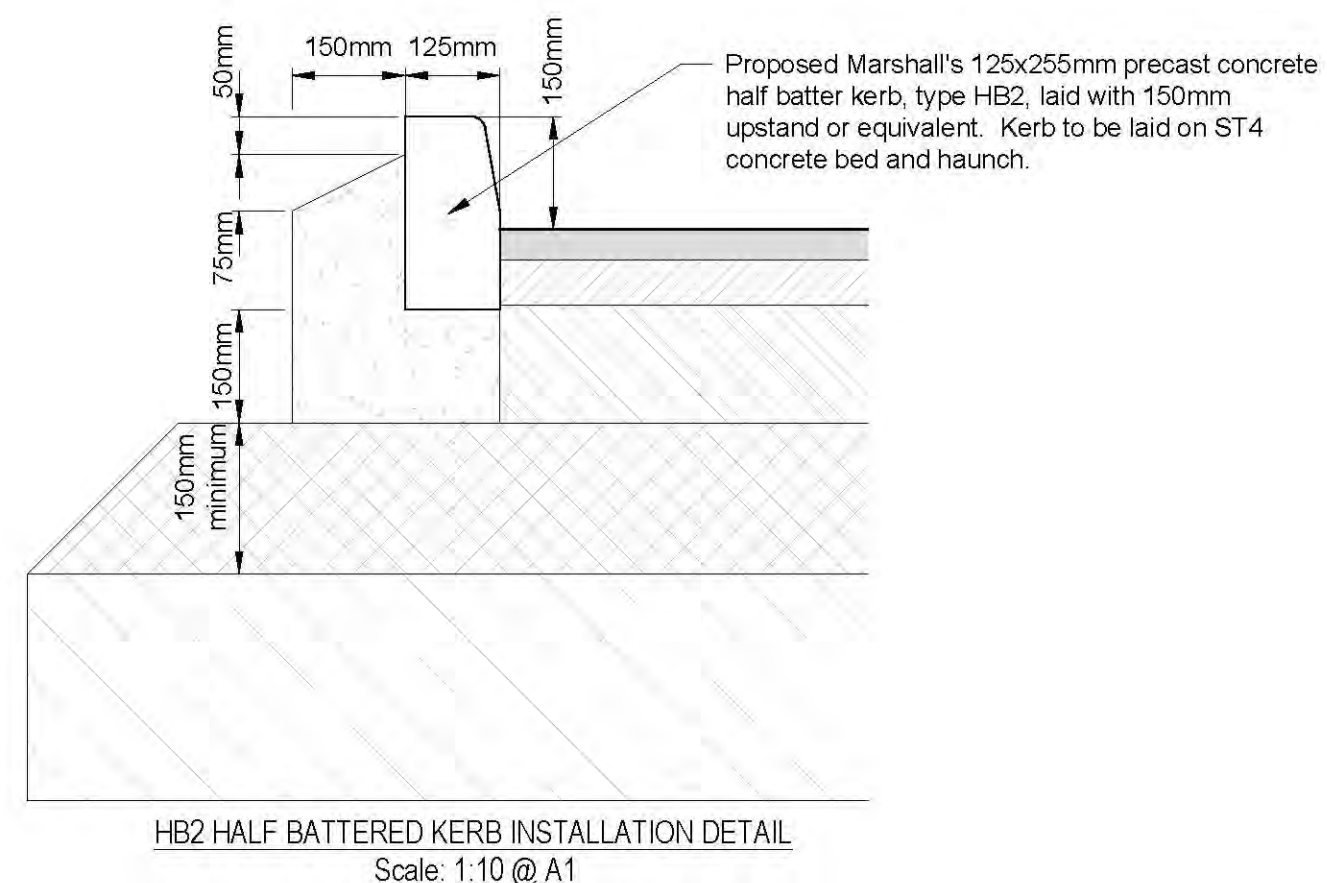
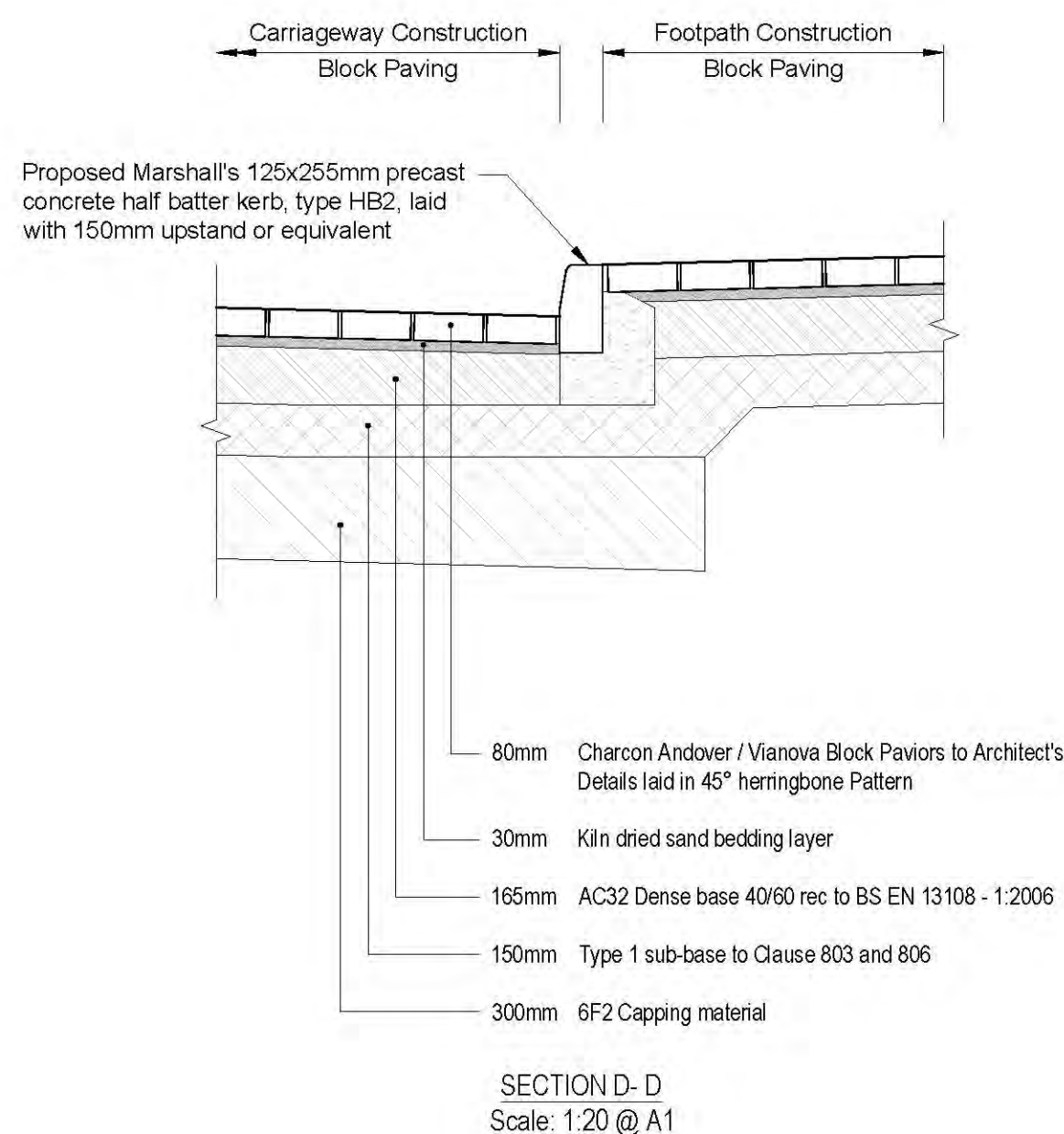
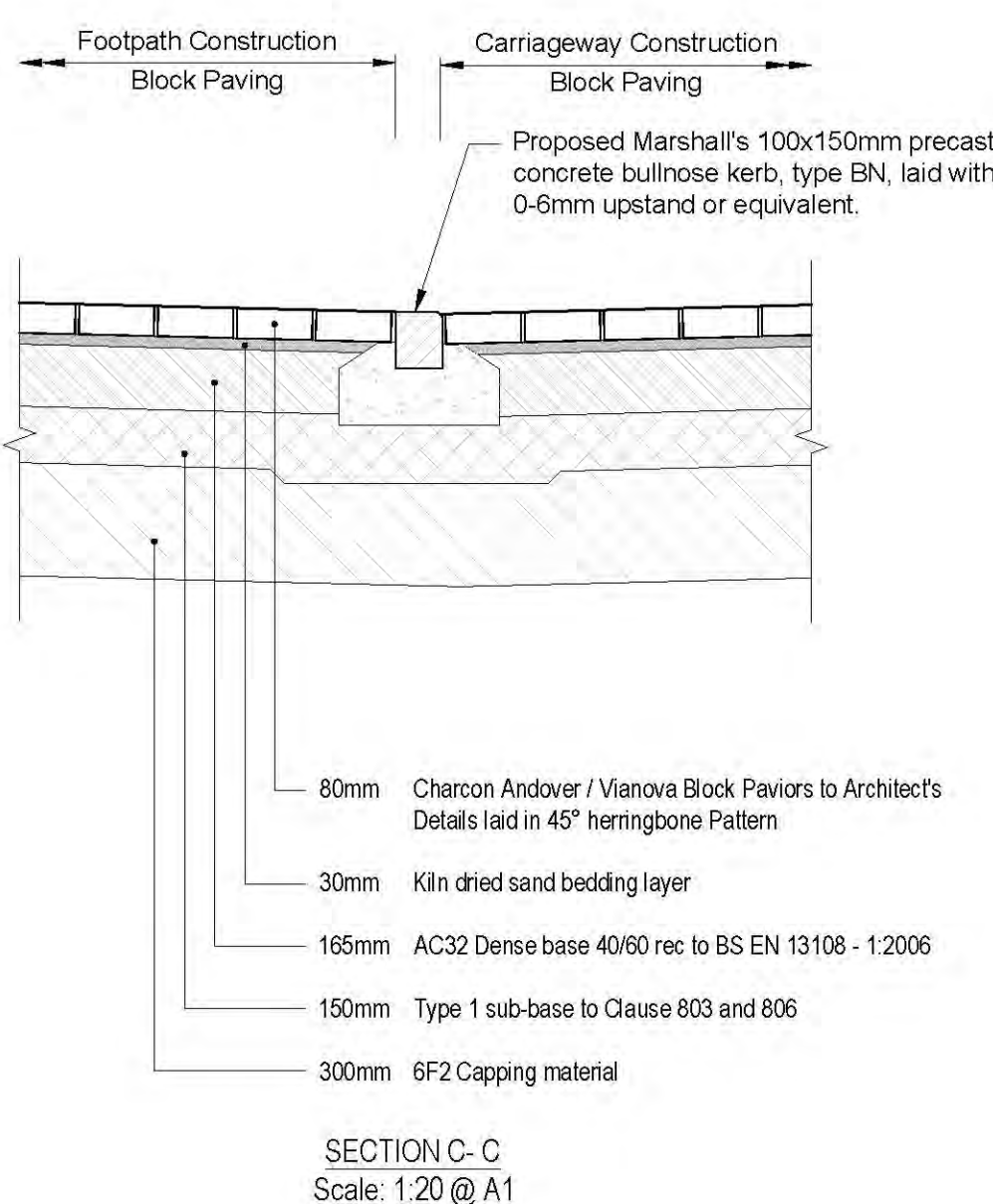
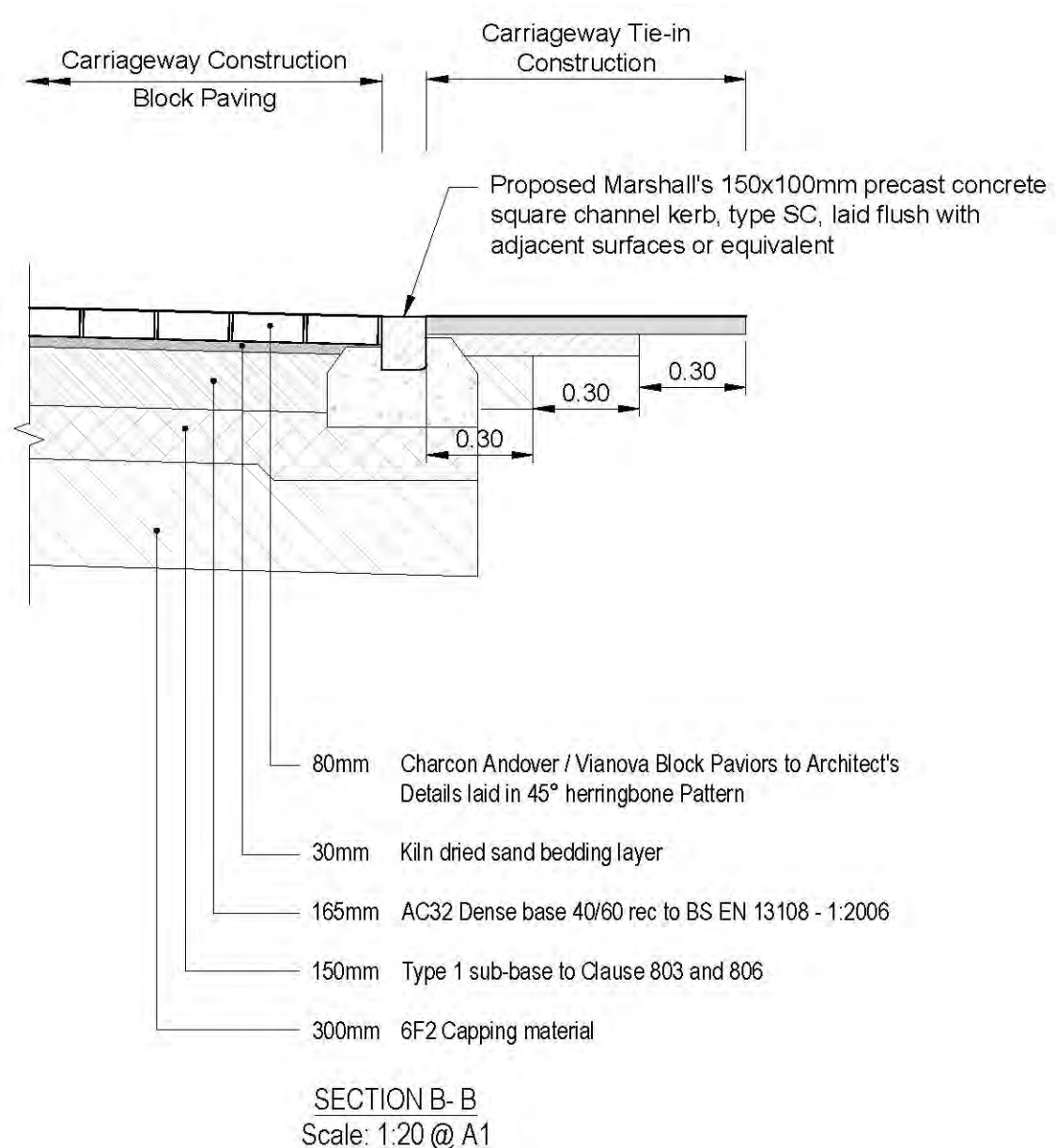
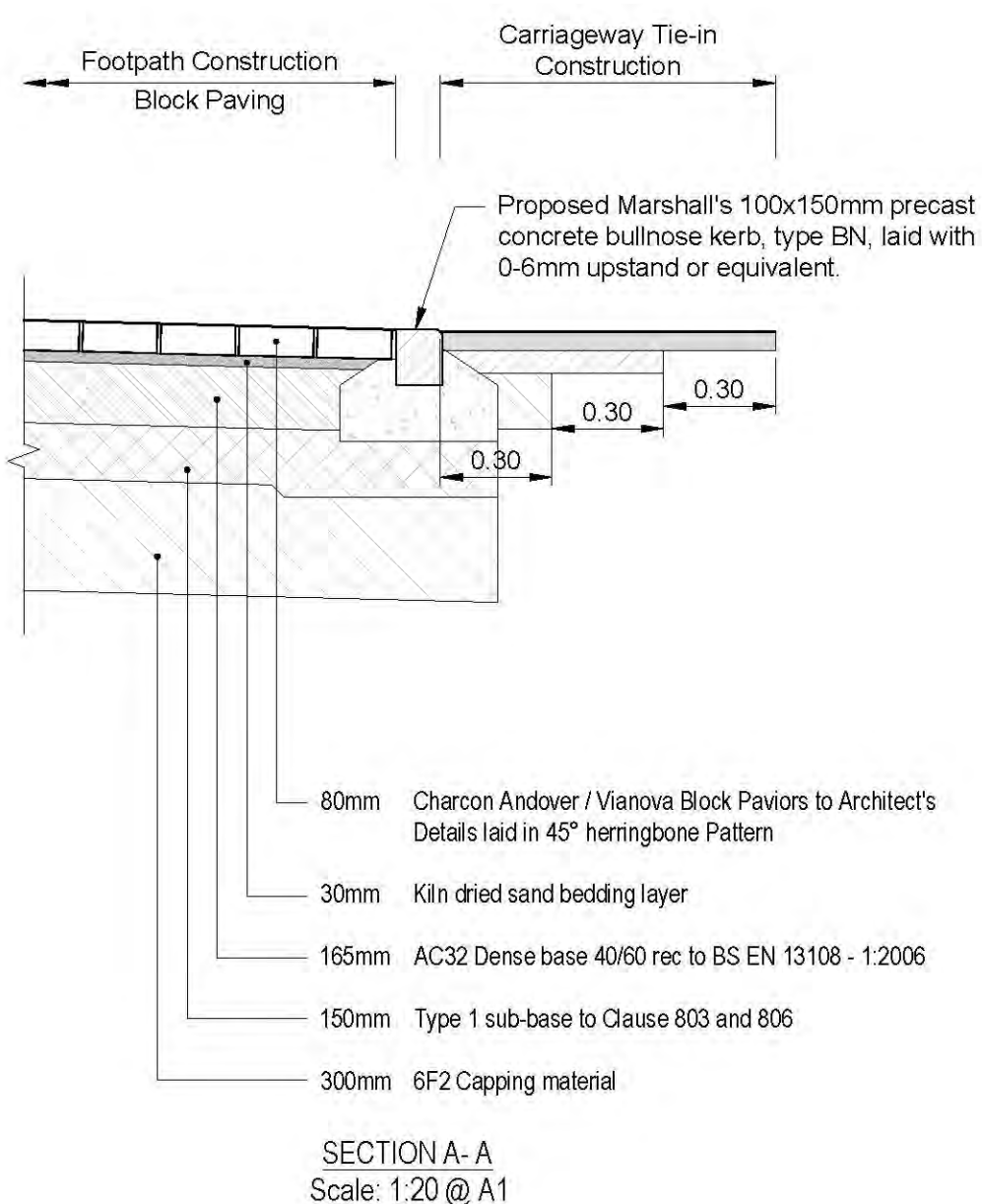
- Drainage Engineer in advance of construction works commencing. All new sewer runs to be laid upstream of the outfall location.
- All manhole / valves / inspection covers in existing carriageway to be adjusted to suit design levels.
- All drain and sewer pipes to be laid soffit to soffit, unless shown otherwise.
- All adoptable drainage pipes will have 360° Class S granular bed and surround. However, any pipes below adoptable carriageway with less than 1.2m of cover (90mm in verges and untrafficked areas), will be Class Z surrounded with 150mm of ST4 concrete with flexible joints.

IDENTIFIES RISKS DURING THE CONSTRUCTION PROCESS ON THE DRAWINGS:

NOTE: The list below and notes on the drawing identify risks which are deemed to be unusual, abnormal, residual or unexpected to a competent contractor carrying out the works. These notes relate to risks which we have been unable to design out.

This drawing is the property of AKSWard Limited. The drawing is issued on the condition that it is not copied, reproduced, retained or disclosed to any unauthorised person, either wholly or in part without the written consent of AKSWard Limited.
Do NOT scale from this drawing. AKSWard takes no responsibility for errors during photographic reproduction or printing. Any discrepancy's are to be reported to the engineer immediately.

GENERAL NOTES



P01 Preliminary issue AJC GT 22/05/19

Rev	Amendment	Drn	Cvld	Date

Drw Status: **PRELIMINARY** Satisfy: **S3**

AKSWard

CONSTRUCTION CONSULTANTS

Seacourt Tower West Way Oxford OX2 0JJ
Tel: 01865 240071 Fax: 01865 248006 e-mail: oxford@aksward.com web: www.aksward.com

London
 Hitchin
 Oxford
 Southampton
 Birmingham



Project: **The Forum, Elmer Square Southend on Sea Essex**
Title: **Engineering Details**

Reviewed Scheme: G Taylor Date: 22 May 19

Reviewed Final: Date:

Scales at A1 As Shown Project No: **L181070**

Project Ref.	Originator	Zone	Level	Type	Role	Drw No.	Rev.
181070	AKSW	XX	XX	DR	C	9161	P01